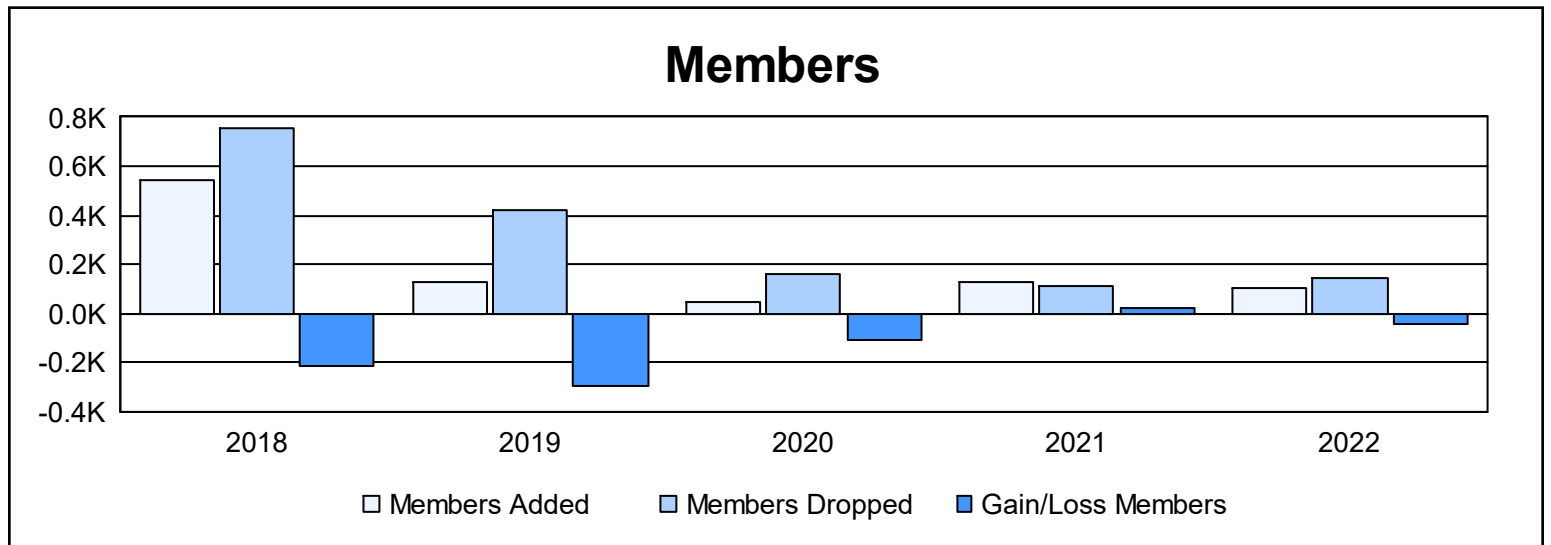
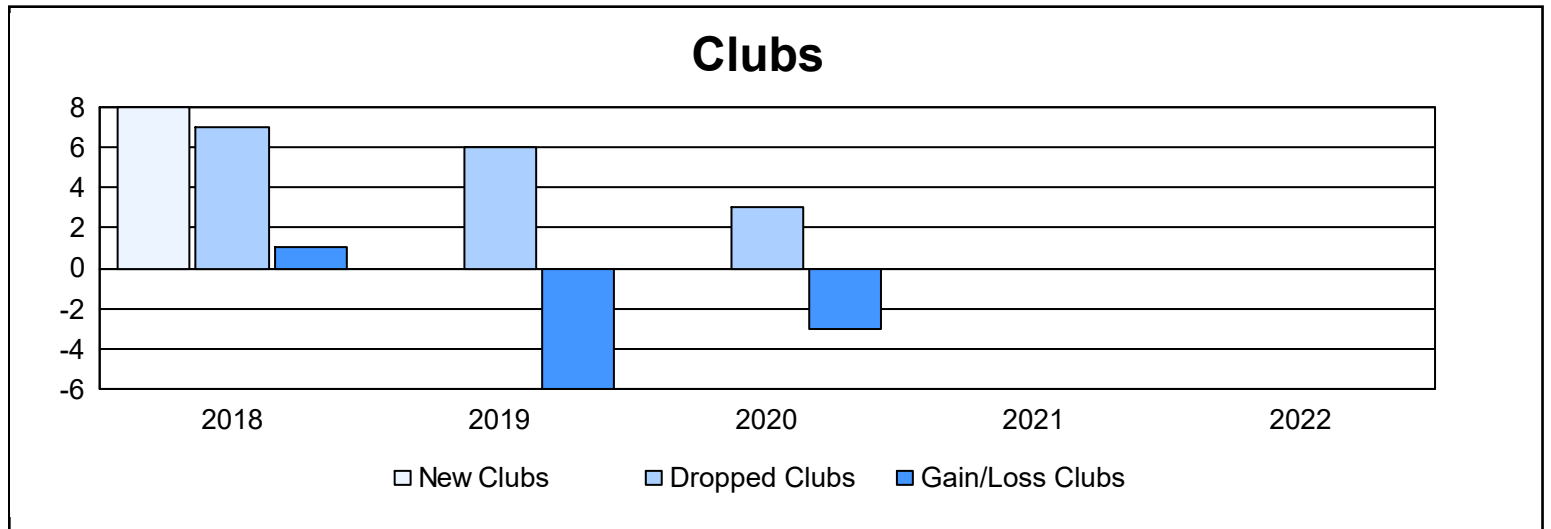
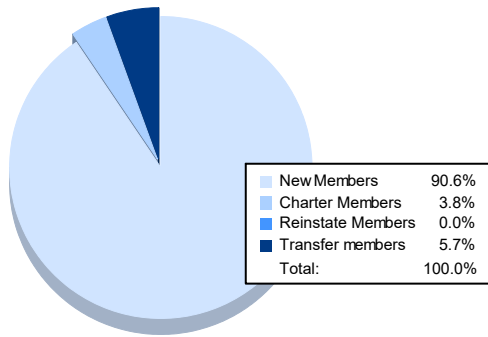


Year	New Clubs	Dropped Clubs	Gain/ Loss Clubs	New Members	Charter Members	Reinstate Members	Transfer Members	Total Member Added	Total Members Dropped	Gain/ Loss Members
2017-2018	8	7	1	244	270	15	14	543	758	-215
2018-2019	0	6	-6	29	66	0	32	127	423	-296
2019-2020	0	3	-3	0	37	7	3	47	157	-110
2020-2021	0	0	0	114	8	0	9	131	113	18
2021-2022	0	0	0	96	4	0	6	106	147	-41
<b>Average</b>	<b>2</b>	<b>3</b>	<b>-2</b>	<b>97</b>	<b>77</b>	<b>4</b>	<b>13</b>	<b>191</b>	<b>320</b>	<b>-129</b>



### Membership Composition June 2022 Cumulative



### Gender Composition June 2022 Cumulative

